

Holly Trees Primary School

E-Safety Policy and Acceptable Use of ICT Agreements

Holly Trees Primary School

1. Introduction

ICT in the 21st Century is an essential resource to support learning and teaching, as well as playing an important role in the everyday lives of children, young people and adults. Consequently, we need to build in the use of these technologies in order to arm our young people with the skills to access life-long learning and employment.

Information and Communications Technology covers a wide range of resources including; web-based and mobile learning. It is also important to recognise the constant and fast paced evolution of ICT within our society as a whole. Currently the internet technologies children and young people are using both inside and outside of the classroom include:

- Websites
- Learning Platforms and Virtual Learning Environments
- Email and Instant Messaging
- Chat Rooms and Social Networking
- Blogs
- Podcasting
- Video Broadcasting
- Music Downloading
- Gaming
- Mobile/ Smart phones with text, video and/ or web functionality
- Other mobile devices with web functionality

Whilst exciting and beneficial both in and out of the context of education, much ICT, particularly web-based resources, are not consistently policed. All users need to be aware of the range of risks associated with the use of these Internet technologies.

At Holly Trees Primary School, we understand the responsibility to educate our pupils on e-safety issues; teaching them the appropriate behaviours and critical thinking skills to enable them to remain both safe and legal when using the internet and related technologies, in and beyond the context of the classroom.

'Schools are finding that a blocking and banning approach, which merely limits exposure to risk, may no longer be a sustainable approach... Schools need to focus on a model of empowerment; equipping children with the skills and knowledge they need to use technology safely and responsibly, and managing the risks'

Becta Safeguarding Children Online Feb 2009

This e-safety policy will replace the Internet Policy to reflect the need to raise awareness of the safety issues associated with information systems and electronic communication as a whole.

Whole School Approach to the safe use of ICT

Creating a safe ICT learning environment includes three main elements at this school:

- An effective range of technological tools
- Policies and procedures, with clear roles and responsibilities
- A comprehensive e-safety education programme for pupils, staff and parents

2. Roles and Responsibilities

E-Safety is recognised as an essential aspect of strategic leadership in this school and the Head teacher, with the support of the Governors, aims to embed safe practices into the culture of the school. The head teacher ensures that the policy is implemented and has ultimate responsibility to ensure that the policy and practices are embedded and monitored.

The named e-safety co-ordinators in our school from January 2011 are Margot Dennehy and Paula Masters.

Holly Trees Primary School

All members of the school community have been made aware of who holds this post. It is the role of the e-safety co-ordinator to keep abreast of current issues and guidance through organisations such as Essex LEA, Becta, CEOP (Child Exploitation and Online Protection), and Child Net.

The e-safety co-ordinator ensures the Head teacher; Senior Management and Governors are updated as necessary.

All teachers are responsible for promoting and supporting safe behaviours in their classrooms and follow school e-safety procedures.

All staff should be familiar with the school's policy including:

- safe use of e-mail
- safe use of the Internet
- safe use of the school network, equipment and data
- safe use of digital images and digital technologies, such as mobile phones and digital cameras
- publication of pupil information/photographs on the school website
- procedures in the event of misuse of technology by any member of the school community (see appendices)
- their role in providing e-safety education for pupils.

Staff are reminded/updated about e-safety regularly and new staff receive information on the school's acceptable use policy as part of their induction. Supply Teachers must sign an acceptable use of ICT agreement before using technology equipment in school(see appendix 1 for staff acceptable use agreement).

Managing the school e-safety messages

- We endeavour to embed e-safety messages across the curriculum whenever the internet and/or related technologies are used.
- The e-safety policy will be shared with new staff, including the acceptable use policy as part of their induction.
- E-safety posters will be prominently displayed.

3. E-safety in the curriculum

ICT and online resources are increasingly used across the curriculum. We believe it is essential for e-safety guidance to be given to the pupils on a regular and meaningful basis. We continually look for new opportunities to promote e-safety.

- E- folio is set up for every child in the school.
- We provide opportunities within a range of curriculum areas to teach about e-safety.
- Educating pupils on the dangers of technologies that maybe encountered outside school is done informally when opportunities arise and as part of the curriculum.
- Pupils are taught about copyright and respecting other people's information, images, etc through discussion, modelling, and activities as part of the ICT curriculum.
- Pupils are aware of the impact of online bullying through PSHE and know how to seek help if they are affected by these issues. Pupils are also aware of where to seek advice or help if they experience problems when using the internet and related technologies (**see section 8. Cyber bullying**)
- Pupils are taught to critically evaluate materials and learn good searching skills through cross curricular teacher models, discussions and via the ICT curriculum

4. Managing Internet Access

The internet is an open communication medium, available to all, at all times. Anyone can view information, send messages, discuss ideas and publish material which makes it both an invaluable

Holly Trees Primary School

resource for education, business and social interaction, as well as a potential risk to young and vulnerable people.

- Students will have supervised access to Internet resources through the school's fixed and mobile internet technology.
- Staff will preview any recommended sites before use.
- Raw image searches are discouraged when working with pupils.
- If Internet research is set for homework, specific sites will be suggested that have previously been checked by the teacher. It is advised that parents recheck these sites and supervise this work. Parents will be advised to supervise any further research.
- Our internet access is controlled through Essex LA's web filtering service.
- Staff and pupils are aware that school based email and internet activity can be monitored and explored further if required.
- If staff or pupils discover an unsuitable site, the screen must be switched off/ closed and the incident reported immediately to the e-safety co-ordinator.
- It is the responsibility of the school, by delegation to the network manager, to ensure that anti-virus protection is installed and kept up-to-date on all school machines.

4.1 E-folio

The Department for Education and Skills announced a strategy for all schools to have access to a virtual learning environment. Holly Trees Primary School is taking part in the Essex Learning Platform project (e-folio). Each child is provided with an electronic desktop which means they will have a secure password protected area on the World Wide Web.

- Pupils and parents will sign an acceptable use agreement before using e-folio.
- Pupils will be taught that their password must be kept confidential.
- If pupils think their account has been compromised then they must report it to their teacher
- Pupils will be taught how to use their e-mail account responsibly. We will take any allegations of cyber bullying very seriously (see section 8. Cyber bullying.)
- The e-safety co-ordinator can monitor individual pupils accounts and pupils access can be filtered or denied

4.2 E-mail

The use of email within school is an essential means of communication for both staff and pupils. In the context of school, email should not be considered private. Educationally, email can offer significant benefits including; direct written contact between schools on different projects, be they staff based or pupil based, within school or international. We recognise that pupils need to understand how to style an email in relation to their age. In order to achieve ICT level 4 or above, pupils must have experienced sending and receiving emails.

- Pupils are introduced to email as part of the ICT Scheme of Work.
- The school gives staff their own email account, as part of their e-folio, and Edu Live account to use for all school business. This is to minimise the risk of receiving unsolicited or malicious emails and avoids the risk of personal profile information being revealed.
- Under no circumstances should staff contact pupils or parents using personal email addresses.
- Pupils may only use school approved accounts on the school system and only under direct teacher supervision for educational purposes.
- The forwarding of chain letters is not permitted in school.
- Pupils must immediately tell a teacher/ trusted adult if they receive an offensive e-mail.
- All pupils must use appropriate language in e-mails and must not reveal personal details of themselves or others in e-mail communication, or arrange to meet anyone.

Holly Trees Primary School

- Staff must inform (the e-safety co-ordinator) if they receive an offensive e-mail.

4.3 Publishing pupil's images and work

On a child's entry to the school, all parents/guardians will be asked to give permission for their child's photo to be taken and to use their child's work/photos in the following ways:

- on the school web site
- in the school prospectus and other printed publications that the school may produce for promotional purposes
- in display material that may be used in the school's communal areas
- in display material that may be used in external areas, i.e. exhibition promoting the school
- general media appearances, e.g. local/ national media/ press releases sent to the press highlighting an activity (sent using traditional methods or electronically.)

Pupils' names will not be published alongside their image and vice versa without permission from the parents. E-mail and postal addresses of pupils will not be published. Pupils' full names will not be published.

Before posting pupils' work on the Internet, a check needs to be made to ensure that permission has been given for work to be displayed.

4.4 Social networking and personal publishing

We block/filter access for pupils to social networking sites. Pupils and parents will be advised that the use of social network spaces outside school is inappropriate for primary aged pupils

- Pupils will be advised never to give out personal details of any kind which may identify them or their location.

4.5 Video Conferencing

- Permission is sought from parents and carers if their children are involved in video conferences
- All pupils are supervised by a member of staff when video conferencing
- Approval from the Headteacher is sought prior to all video conferences within school.

4.6 Managing emerging technologies

Emerging technologies will be examined for educational benefit and the risk assessed before use in school is allowed.

- Mobile phones will not be used during lessons or formal school time. The sending of abusive or inappropriate text messages is forbidden.
- Staff will be issued with a school phone where contact with pupils is required.

5. Password Security

Password security is essential for staff, particularly as they are able to access and use pupil data. Staff are expected to have secure passwords which are not shared with anyone. The pupils are expected to keep their passwords secret and not to share with others, particularly their friends. Staff and pupils are regularly reminded of the need for password security.

- All users read and sign an Acceptable Use Agreement to demonstrate that they have understood the school's e-safety Policy.
- Users are provided with an individual network, email and e-portfolio log-in username. Children are expected to use a personal password to access their e-portfolio account and keep it private.

Holly Trees Primary School

- Pupils are not allowed to deliberately access on-line materials or files on the school network, of their peers, teachers or others.
- If a password may have been compromised or someone else has become aware of the password the child or adult must report this to the e-safety co-ordinator
- Staff are aware of their individual responsibilities to protect the security and confidentiality of school networks, e-folio accounts, including ensuring that passwords are not shared and are changed periodically. **Individual staff users must also make sure that workstations are not left unattended and are locked.**

6. Data protection

Personal data will be recorded, processed, transferred and made available according to the Data Protection Act 1998

- Data can only be accessed and used on school computers or laptops. Staff are aware they must not use their personal devices for accessing any school/ children/ pupil data.

Data Protection Act 1998

The Act requires anyone who handles personal information to comply with important data protection principles when treating personal data relating to any living individual. The Act grants individuals rights of access to their personal data, compensation and prevention of processing.

<http://www.hmsa.gov.uk/acts/acts1998/19980029.htm>

7. Responding to e-safety incidents/complaints

As a school we will take all reasonable precautions to ensure e-safety. However, owing to the international scale and linked nature of Internet content, the availability of mobile technologies and speed of change, it is not possible to guarantee that unsuitable material will never appear on a school computer or mobile device. Neither the school nor Essex LA can accept liability for material accessed, or any consequences of Internet access. Complaints relating to e-safety should be made to the e-safety co-ordinator. Any complaint about staff misuse must be referred to the Head teacher. Incidents should be logged and the Flowcharts for Managing an e-safety Incident should be followed (see appendices).

- All users are aware of the procedures for reporting accidental access to inappropriate materials. The breach must be immediately reported to the e-safety co-ordinator.
- Deliberate access to inappropriate materials by any user will lead to the incident being logged by the e-safety co-ordinator, depending on the seriousness of the offence; investigation by the Head teacher/ Essex LEA, immediate suspension, possibly leading to dismissal and involvement of police for very serious offences (see flowchart in appendix 4 & 5.)
- Pupils and parents will be informed of the complaints procedure.
- Parents and pupils will need to work in partnership with staff to resolve issues.

8. Cyberbullying

Cyberbullying is the use of ICT, particularly mobile phones and the internet, deliberately to upset someone else. The whole school community has a duty to protect all its members and provide a safe, healthy environment. The Education and Inspections Act 2006 states that Head teachers have the power 'to such an extent as is reasonable' to regulate the conduct of pupils when they are off site. Although bullying is not a specific criminal offence in the UK law, there are laws that can apply in terms of harassing or threatening behaviour, for example, or indeed menacing and threatening communications.

There are many types of cyber-bullying. Here are some of the more common:

1. **Text messages** —that are threatening or cause discomfort - also included here is "bluejacking" (the sending of anonymous text messages over short distances using "Bluetooth" wireless technology)
2. **Picture/video-clips** via mobile phone cameras - images sent to others to make the victim feel threatened or embarrassed.

Holly Trees Primary School

3. **Mobile phone calls** — silent calls or abusive messages; or stealing the victim's phone and using it to harass others, to make them believe the victim is responsible.
4. **Emails** — threatening or bullying emails, often sent using a pseudonym or somebody else's name.
5. **Chatroom bullying** — menacing or upsetting responses to children or young people when they are in web-based chatroom.
6. **Instant messaging (IM)** — unpleasant messages sent while children conduct real-time conversations online using MSM (Microsoft Messenger) or Yahoo Chat
7. **Bullying via websites** — use of defamatory blogs (web logs), personal websites and online personal "own web space" sites such as Bebo and MySpace.

The best way to deal with Cyberbullying is to prevent it happening in the first place and to have clear steps to take when responding to it.

8.1 Preventing Cyberbullying

It is important that we work in partnership with pupils and parents to educate them about Cyberbullying as part of our e-safety curriculum.

They should:

- understand how to use these technologies safely and know about the risks and consequences of misusing them
- know what to do if they or someone they know are being cyber bullied.
- report any problems with Cyberbullying. If they do have a problem, they can talk to the school, parents, the police, the mobile network (for phone) or the Internet Service Provider (ISP) to do something about it
- See section 9.3 for more detail.

Additional online advice on how to react to Cyberbullying can be found on

www.kidscape.org and **www.wiredsafety.org**

See appendix 7 & 8 for Key Safety Advice for children, parents and carers

8.2 Supporting the person being bullied

- Give reassurance that the person has done the right thing by telling someone and inform parents.
- Make sure the person knows not to retaliate or return the message.
- Help the person keep relevant evidence for any investigation (taking screen capture shots, not deleting messages.)
- Check the person knows how to prevent it from happening again e.g. blocking contacts, changing contact details.
- Take action to contain the incident when content has been circulated:
 - remove content
 - contact the host (social networking site) to get the content taken down
 - use disciplinary powers to confiscate phones that are being used to cyber bully – ask the pupil who they have sent messages to
 - in case of illegal content (see appendix managing an e-safety incident involving illegal activity.)

8.3 Investigating Incidents

All bullying incidents should be recorded and investigated in the Holly Trees Primary School e-safety incident log (see appendix). We will:

- advise pupils and staff to try and keep a record of the bullying as evidence
- take steps to identify the bully, including looking at the schools systems, identifying and interviewing possible witnesses, and contacting the service provider and police if necessary.

Holly Trees Primary School

The police will need to be involved to enable the service provider to look into the data of another user.

8.4 Working with the bully and sanctions

- Once the bully is identified, steps should be taken to change their attitude and behaviour by educating them about the effects of Cyberbullying on others
- Technology specific sanctions for pupil engaged in Cyberbullying behaviour could include limiting or refusing internet access for a period of time or removing the right to bring a mobile into school.
- Factors to consider when determining the appropriate sanctions include:
 - the impact on the victim: was the bully acting anonymously, was the material widely circulated and humiliating, how difficult was controlling the spread of material?
 - the motivation of the bully: was the incident unintentional or retaliation to bullying behaviour from others?

9. Communications Policy

9.1 Introducing the e-safety policy to pupils

- E-safety rules will be posted in all networked rooms and discussed with pupils at the start of each year (see appendices for e-safety posters for KS1 and KS2.)
- Pupils will be informed that network and Internet use will be monitored.
- E-safety will be included more prominently in both the PSHE and ICT curricula.

9.2 Introducing staff to the e-safety policy

- All staff will be given the e-safety policy and its application and importance will be explained.
- Staff should be aware that Internet traffic can be monitored and traced to the individual user. Discretion and professional conduct is essential.
- Staff training in safe and responsible Internet use and on our e-safety policy will be provided as required.

9.3 Enlisting parents' support

We believe that it is essential for parents/ carers to be fully involved with promoting e-safety both in and outside of school. We regularly consult and discuss e-safety with parents/ carers and seek to promote a wide understanding of the benefits related to ICT and associated risks.

- The school disseminates information to parents relating to e-safety where appropriate in the form of:
 - Information and celebration evenings
 - Posters
 - Website/e-folio postings
 - Newsletter items
 - E-folio training
- Parents/carers are asked to read through and sign acceptable use of ICT agreements on behalf of their child on admission to school (see appendix).
- Parents/ carers are required to make a decision as to whether they consent to images of their child being taken/ used in the public domain (e.g., on school website)
- A partnership approach with parents will be encouraged. This includes parents' evenings with suggestions for safe home Internet use.
- Advice on filtering systems and educational activities that include safe use of the Internet will be made available to parents.

10. Equal Opportunities

Pupils with additional needs

Staff are aware that some pupils may require additional teaching including reminders, prompts and further explanation to reinforce their existing knowledge and understanding of e-safety issues.

Where a pupil has poor social understanding, careful consideration is given to group interactions when raising awareness of e-safety. Internet activities are planned and well managed for these children.

11. Reviewing this Policy

There will be an on-going opportunity for staff to discuss with the e-safety co-ordinator any issue of e-safety that concerns them.

This policy will be reviewed every 12 months and consideration given to the implications for future whole school development planning.

The policy will be amended if new technologies are adopted or Central Government change the orders or guidance in any way.

Appendix 1

HOLLY TREES PRIMARY SCHOOL

Primary Pupil Acceptable Use of ICT Agreement/eSafety Rules

- I will only use ICT in school for school purposes.
- I will only use my class e-mail address or my own school e-mail address when e-mailing.
- I will only open e-mail attachments from people I know, or who my teacher has approved.
- I will not tell other people my ICT passwords.
- I will only open/delete my own files.
- I will not bring software, CDs or ICT equipment into school without permission.
- I will only use the Internet after being given permission from a teacher.
- I will make sure that all ICT contact with other children and adults is responsible, polite and sensible.
- I will not deliberately look for, save or send anything that could be upsetting or not allowed at school. If I accidentally find anything like this, I will close the screen and tell a teacher immediately.
- I will not give out my own details such as my name, phone number or home address.
- I will not use technology in school time to arrange to meet someone unless this is part of a school project approved by a teacher and a responsible adult comes with me.
- I will be responsible for my behaviour when using ICT because I know that these rules are to keep me safe.
- I know that the school may check my use of ICT and monitor the Internet sites I have visited, and that my parent/carers will be contacted if a member of school staff is concerned about my eSafety.

Essex County Council

HOLLY TREES PRIMARY SCHOOL
Vaughan Williams Way,
Warley, Brentwood, Essex, CM14 5RY.
Tel: 01277 212296/220997
Fax: 01277 223838
www.hollytreesprimaryschool.co.uk
Headteacher: Mrs. P. Masters B.Ed. (hons)



1st February 2011

Dear Parents/Carers,

ICT, including the internet, e-mail and mobile technologies, has become an important part of learning in schools. We expect all children to be safe and responsible when using any ICT.

Please read and discuss with your child the eSafety rules overleaf and return this sheet signed by both you and your child. If you have any concerns or would like some explanation please contact your child's classteacher.

This Acceptable Use of ICT Agreement is a summary of our eSafety Policy which is available in full, via our publications scheme, on request at the office or can be viewed on our school website.

Yours sincerely,

Paula Masters
Headteacher

Margot Dennehy
eSafety co-ordinator

Pupil:

I have read, understood and agreed with the Rules for Acceptable use of ICT.

Signed (child)

Parent's/Carer's Consent for Internet Access

I have read and understood the school rules for Acceptable Use of ICT and give permission for my son / daughter to access the Internet in school. I understand that the school will take all reasonable precautions to ensure pupils cannot access inappropriate materials. I understand that the school cannot be held responsible for the nature or content of materials accessed through the Internet.

I agree that should my son/daughter need to access e-folio at home or anywhere else, that I will take all reasonable precautions to ensure he/she cannot access inappropriate materials and that he/she will use the computer in an appropriate manner.

Signed..... (parent/carers)

Date.....

Appendix 2

Holly Trees Primary School
Acceptable Use of ICT Agreement

Staff, Governor and Visitor
Acceptable Use Agreement / Code of Conduct

ICT and the related technologies such as email, the internet and mobile devices are an expected part of our daily working life in school. This policy is designed to ensure that all staff are aware of their professional responsibilities when using any form of ICT. All staff are expected to sign this policy and adhere at all times to its contents. Any concerns or clarification should be discussed with Paula Masters/Margot Dennehy, school e-safety coordinators.

- I will only use the school's email / Internet / Intranet / Learning Platform and any related technologies for professional purposes or for uses deemed 'reasonable' by the Head or Governing Body.
- I will comply with the ICT system security and not disclose any passwords provided to me by the school or other related authorities.
- I will ensure that all electronic communications with pupils and staff are compatible with my professional role.
- I will not give out my own personal details, such as mobile phone number and personal email address, to pupils.
- I will only use the approved, secure email system(s) for any school business.
- I will ensure that personal data (such as data held on SIMS) is kept secure and is used appropriately, whether in school, taken off the school premises or accessed remotely. Personal data can only be taken out of school or accessed remotely when authorised by the Head or Governing Body.
- I will not use or install any hardware (including USB sticks) or software without permission from the e-safety co-ordinators.
- I will not browse, download, upload or distribute any material that could be considered offensive, illegal or discriminatory.
- Images of pupils and/ or staff will only be taken, stored and used for professional purposes inline with school policy and with written consent of the parent, carer or staff member. Images will not be distributed outside the school network without the permission of the parent/ carer, member of staff or Head teacher.
- I understand that all my use of the Internet and other related technologies can be monitored and logged and can be made available, on request by the Head teacher.
- I will respect copyright and intellectual property rights.
- I will ensure that my online activity, both in school and outside school, will not bring my professional role into disrepute.
- I will support and promote the school's e-Safety policy and help pupils to be safe and responsible in their use of ICT and related technologies.
- I will ensure that only children whose parents have given permission for them to use the Internet and ICT are enabled to do so at school.

User Signature

I agree to follow this code of conduct and to support the safe use of ICT throughout the school

Signature Date

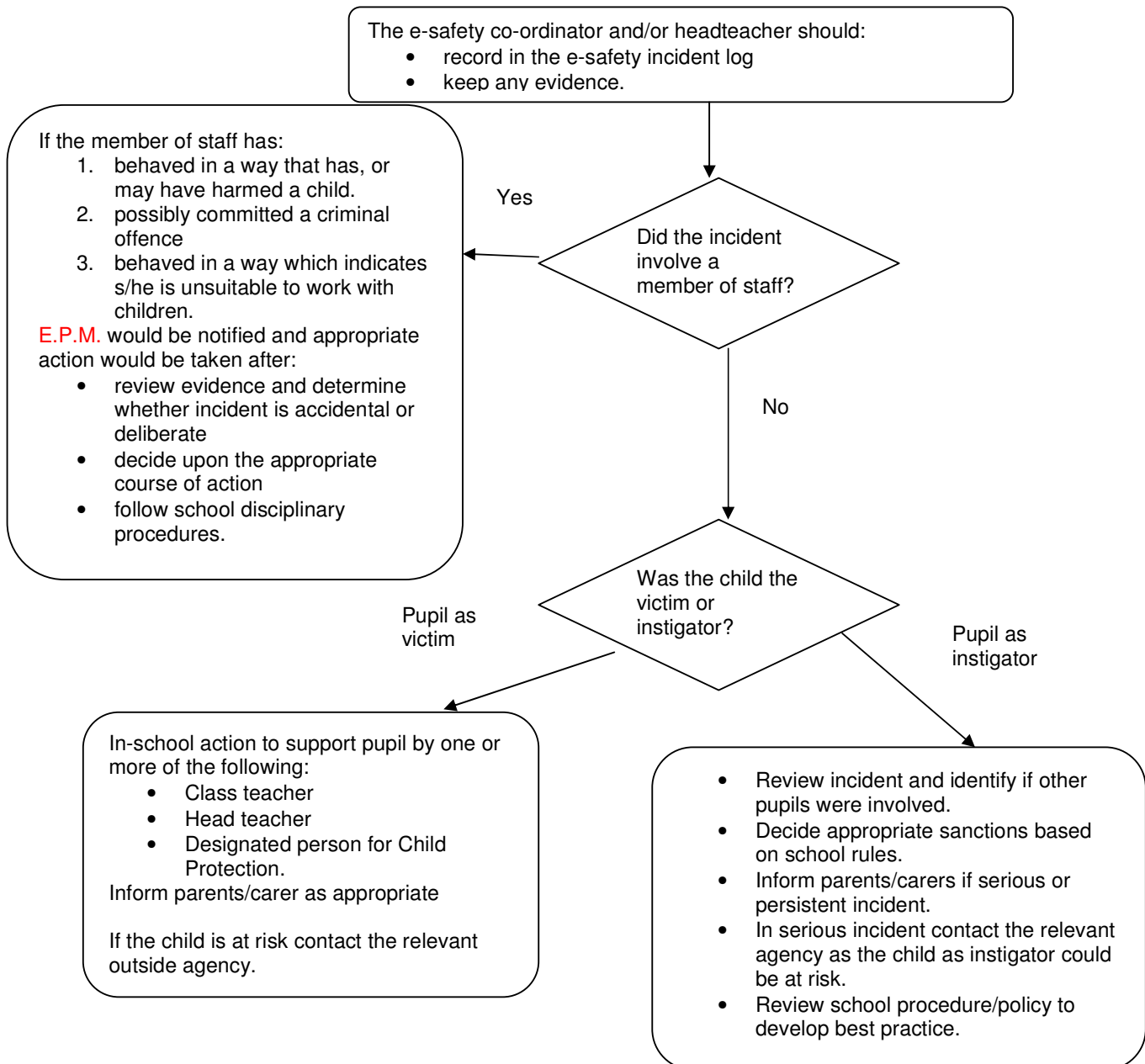
Full Name (printed)

Job title:

Flowchart for Managing an e-safety incident not involving any illegal activity

Incidents not involving any illegal activity, such as:

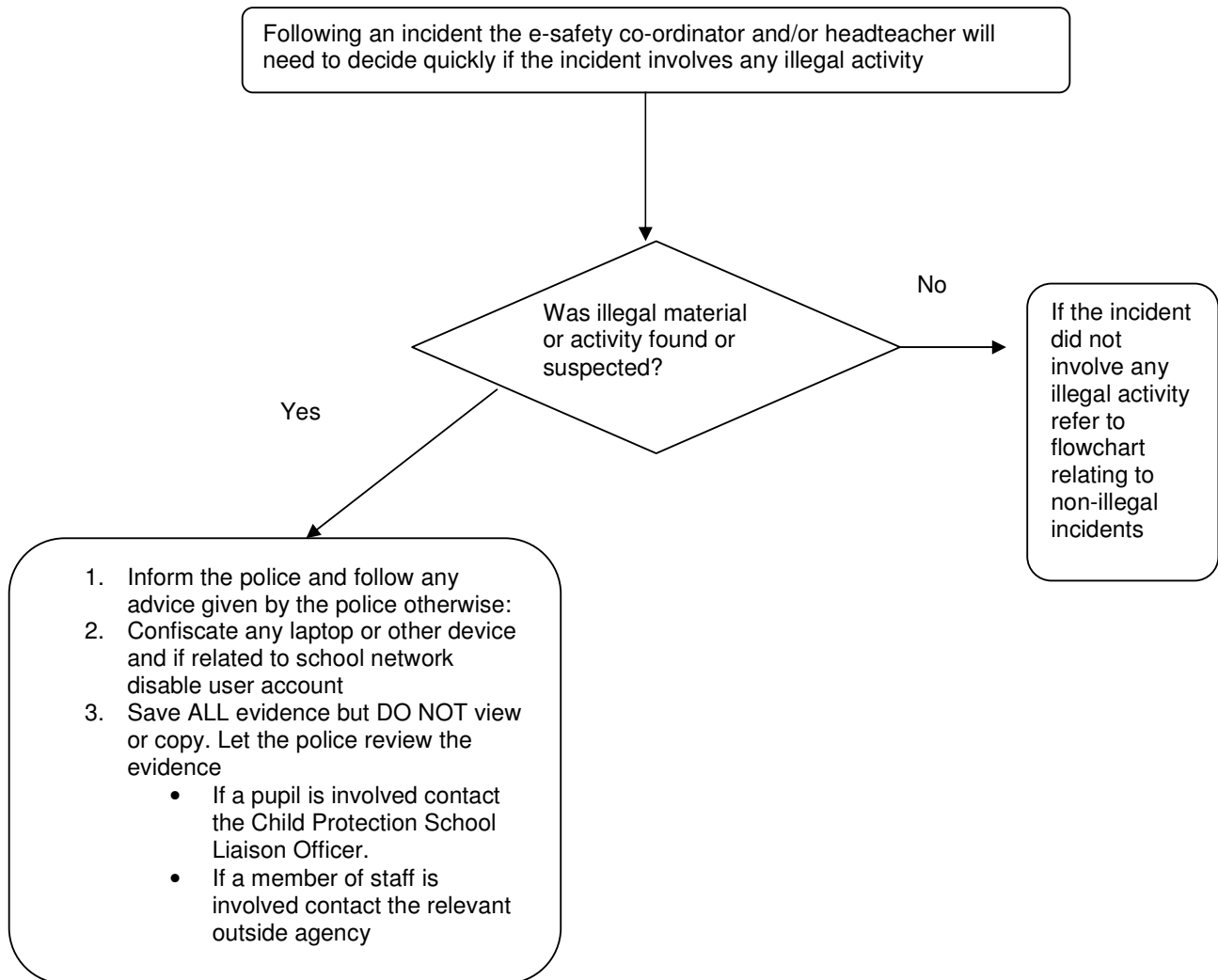
- using another person's user name and password
- accessing websites which are against school policy
- using a mobile phone to take video during a lesson
- using the technology to upset or bully (in extreme cases this could be illegal.)



Flowchart for Managing an e-safety incident involving illegal activity

Illegal means something against the law, such as:

- downloading child pornography
- passing onto others images or video containing child pornography
- inciting racial or religious hatred
- promoting illegal acts



Holly Trees Primary School E-Safety Incident Log

Details of ALL e-safety incidents to be recorded in the Incident Log by the e-safety co-ordinator. This incident log will be monitored termly by the e-safety co-ordinator and Head teacher.

Date & time	Name of pupil or staff member	Male or Female	Room and computer/device number	Details of incident (including evidence)	Actions and reasons

Appendix 6

Advice for Children on Cyber-bullying

If you're being bullied by phone or the Internet

- Remember, bullying is never your fault. It can be stopped and it can usually be traced.
- Don't ignore the bullying. Tell someone you trust, such as a teacher or parent, or call an advice line.
- Try to keep calm. If you are frightened, try to show it as little as possible. Don't get angry, it will only make the person bullying you more likely to continue.
- Don't give out your personal details online - if you're in a chatroom, watch what you say about where you live, the school you go to, your email address etc. All these things can help someone who wants to harm you build up a picture about you.
- Keep and save any bullying emails, text messages or images. Then you can show them to a parent or teacher as evidence.
- If you can, make a note of the time and date bullying messages or images were sent, and note any details about the sender.

There's plenty of online advice on how to react to cyberbullying. For example, www.kidscape.org and www.wiredsafety.org have some useful tips:

Text/video messaging

You can easily stop receiving text messages for a while by turning off incoming messages for a couple of days. This might stop the person texting you by making them believe you've changed your phone number. To find out how to do this, visit www.wiredsafety.org.

- If the bullying persists, you can change your phone number. Ask your mobile service provider.
- Don't reply to abusive or worrying text or video messages. Your mobile service provider will have a number for you to ring or text to report phone bullying. Visit their website for details.
- Don't delete messages from cyberbullies. You don't have to read them, but you should keep them as evidence.

Text harassment is a crime. If the calls are simply annoying, tell a teacher, parent or carer. If they are threatening or malicious and they persist, report them to the police, taking with you all the messages you've received.

Phone calls

If you get an abusive or silent phone call, don't hang up immediately. Instead, put the phone down and walk away for a few minutes. Then hang up or turn your phone off. Once they realise they can't get you rattled, callers usually get bored and stop bothering you.

- Always tell someone else: a teacher, youth worker, parent, or carer. Get them to support you and monitor what's going on.

Holly Trees Primary School

- Don't give out personal details such as your phone number to just anyone. And never leave your phone lying around. When you answer your phone, just say 'hello', not your name. If they ask you to confirm your phone number, ask what number they want and then tell them if they've got the right number or not.
You can use your voicemail to vet your calls. A lot of mobiles display the caller's number. See if you recognise it. If you don't, let it divert to voicemail instead of answering it.
- And don't leave your name on your voicemail greeting. You could get an adult to record your greeting. Their voice might stop the caller ringing again. Almost all calls nowadays can be traced.
If the problem continues, think about changing your phone number.
If you receive calls that scare or trouble you, make a note of the times and dates and report them to the police. If your mobile can record calls, take the recording too.

Emails

- Never reply to unpleasant or unwanted emails — the sender wants a response, so don't give them that satisfaction.
- Keep the emails as evidence. And tell an adult about them.
- Ask an adult to contact the sender's Internet Service Provider (ISP) by writing abuse@ and then the host, e.g. **abuse@hotmail.com**
- Never reply to someone you don't know, even if there's an option to 'unsubscribe'. Replying simply confirms your email address as a real one.

Web bullying

If the bullying is on a website (e.g. Bebo) tell a teacher or parent, just as you would if the bullying was face-to-face – even if you don't actually know the bully's identity. Serious bullying should be reported to the police - for example threats of a physical or sexual nature. Your parent or teacher will help you do this.

Chat rooms and instant messaging

- Never give out your name, address, phone number, school name or password online.
- It's a good idea to use a nickname. And don't give out photos of yourself.
- Don't accept emails or open files from people you don't know.
Remember it might not just be people your own age in a chat room.
- Stick to public areas in chat rooms and get out if you feel uncomfortable.
- Tell your parents or carers if you feel uncomfortable or worried about anything that happens in a chat room.
- Think carefully about what you write; don't leave yourself open to bullying.
- Don't ever give out passwords to your mobile or email account.

Three steps to stay out of harm's way

- Respect other people - online and off. Don't spread rumours about people or share their secrets, including their phone numbers and passwords.
- If someone insults you online or by phone, stay calm – and ignore them.
- Think how you would feel if you were bullied. You're responsible for your own behaviour – make sure you don't distress other people or cause them to be bullied by someone else.

Advice for Parents and Children on Cyber-bullying

Key Safety Advice

The whole school community has a part to play in ensuring cyber safety. Understanding children and young people's online lives and activities can help adults respond to situations appropriately and effectively. Asking children and young people to show adults how technologies and services work is a useful strategy that can provide an important learning opportunity and context for discussing online safety.



For children and young people

- 1:** Always respect others – be careful what you say online and what images you send.
- 2:** Think before you send – whatever you send can be made public very quickly and could stay online forever.
- 3:** Treat your password like your toothbrush – keep it to yourself. Only give your mobile number or personal website address to trusted friends.
- 4:** Block the bully – learn how to block or report someone who is behaving badly.
- 5:** Don't retaliate or reply!
- 6:** Save the evidence – learn how to keep records of offending messages, pictures or online conversations.
- 7:** Make sure you tell:
 - an adult you trust, or call a helpline like ChildLine on 0800 1111 in confidence;
 - the provider of the service; check the service provider's website to see where to report incidents;
 - your school – your teacher or the anti-bullying coordinator can help you.

Finally, don't just stand there – if you see cyberbullying going on, support the victim and report the bullying. How would you feel if no one stood up for you?



For parents and carers

- 1:** Be aware, your child may as likely cyberbully as be a target of cyberbullying. Be alert to your child seeming upset after using the internet or their mobile phone. This might involve subtle comments or changes in relationships with friends. They might be unwilling to talk or be secretive about their online activities and mobile phone use.
- 2:** Talk with your children and understand the ways in which they are using the internet and their mobile phone. See the seven key messages for children (on the left) to get you started.
- 3:** Use the tools on the service and turn on in-built internet safety features.
- 4:** Remind your child not to retaliate.
- 5:** Keep the evidence of offending emails, text messages or online conversations.
- 6:** Report cyberbullying:
 - Contact your child's school if it involves another pupil, so that they can take appropriate action.
 - Contact the service provider.
 - If the cyberbullying is serious and a potential criminal offence has been committed, you should consider contacting the police.



These rules help us to stay
safe on the Internet

Think then Click



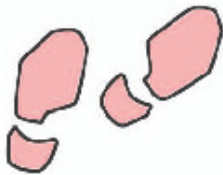
We only use the Internet when an adult is with us.



We can click on the buttons or links when we know what they do.



We can search the Internet with an adult.



We always ask if we get lost on the Internet.



We can send and open emails together.



We can write polite and friendly emails to people that we know.

Think then Click



We ask permission before using the Internet.

We only use websites our teacher has chosen.



We immediately close any webpage we don't like.

We only e-mail people our teacher has approved.



We send e-mails that are polite and friendly.

We never give out a home address or phone number.



We never arrange to meet anyone we don't know.

We never open e-mails sent by anyone we don't know.



We never use Internet chat rooms.

We tell the teacher if we see anything we are unhappy with.

